

ORDERING INFORMATION

NO.	SIZE	QTY.
400130	3F	Box (10 each)
400140	4F	Box (10 each)
400110	5F	Box (10 each)
400150	6F	Box (10 each)
400120	7F	Box (10 each)
400160	8F	Box (10 each)
400180	10F	Box (10 each)
400200	12F	Box (10 each)

Additional SecurAcath® product information

- Not made with natural latex rubber
- MRI Conditional

More information available at www.securacath.com

TO ORDER:

Call customer service at
866-980-1811
or email order@securacath.com

Download the new
SecurAcath® app!



Please refer to instructions for use for indications, contraindications, hazards, warnings, cautions and directions for use.

CE 0413
www.securacath.com/patents
Interrad Medical and SecurAcath are trademarks of Interrad Medical, Inc.
©2018 by Interrad Medical, Inc. All rights reserved.
1329-006 Rev G

181 Cheshire Lane, Suite 100
Plymouth, MN 55441 USA
+1.763.225.6699
www.securacath.com

securAcath.



1. Hughes, M., Reducing PICC Migrations and Improving Patient Outcomes, *British Journal of Nursing*, January 2014; Vol. 23, No. 2, pg. 16-21.

2. Egan, G., Siskin, G., Weinmann, R., Galloway, M., A Prospective Postmarket Study to Evaluate the Safety and Efficacy of a New Peripherally Inserted Central Catheter Stabilization System. *J Infus Nurs.* 2013; 36(3): 181-188.

3. Sandeluss, S., Price, N., Simcock, L. and Patel, B., Central Venous Access, Cancer Services University College London Hospital NHS Foundation Trust. Introducing SecurAcath into a Haematology/Oncology Setting. *Poster Presentation AVA 2013*

4. Stone, L. MSN, RN, VA-BC, Lamagna, P. BSN, RN, VA-BC, Pratt, P. MA, RN, CPN, NE-BC, Boston Children's Hospital, Boston, MA. Improving PICC Care in the Pediatric Patient. *Poster Presentation AVA 2013*

5. Dougherty, L. RN, DClínP, MSc, Nurse Consultant, Intravenous Therapy, Nursing, Rehabilitation & Quality Assurance, The Royal Marsden NHS Foundation Trust. Securing a More Stable PICC. *Poster Presentation AVA 2013*

6. Balance, P. BS, RN-BC, VA-BC, Grant, A. RN, VA-BC, Wayne Memorial Hospital, Goldsboro, NC. Cutting Edge Technology: Central Venous Line Securement Device. *Poster Presentation AVA 2013*

7. Broadhurst, D., Mallick, R., Ottawa Hospital Research Institute, Ottawa, ON, Canada. PICC Securement Dressings – A Randomized Controlled Trial in the Homecare Setting. *Association for Vascular Access 2014, Poster C3*

8. Hill, J. MN, RN, OCN, CVAA(c), VA-BC, St Paul's Hospital, Vancouver, BC, Canada. Beyond the Dressing for PICCs - Strategy for Cost-Savings and Work Efficiency. *Oral Presentation, World Congress Vascular Access, June 2014*

9. Cardella et al., Cumulative experience with 1,273 peripherally inserted central catheters at a single institution. *JVIR* 1996; 7:5-13.

10. Abebe, A., Catheter-Related Bloodstream Infection Review. *Hosp Med Clin*, Jan. 2014, (3) e32-e49.

11. Jagger, J., Direct Cost of Follow-up for Percutaneous and Mucocutaneous Exposures to At-Risk Body Fluids: Data from Two Hospitals. *Adv Expos Prev*, 1998. 3(3):25-34.

12. Lee, W.C., Short-term Economic Impact Associated with Occupational Needlestick Injuries Among Acute Care Nurses. *Current Medical Research and Opinion*, 2005. 21(12): 1915-1922.

13. O'Malley, E.M., Cost of Management of Occupational Exposures to Blood and Body Fluids. *Infect Control Hosp Epidemiol*. 2007. 28(7):774-782.

14. CDC, Workbook for Designing, Implementing and Evaluating a Sharps Injury Prevention Program. 2008: 1-168.


15. Centers for Disease Control and Prevention, Stop Sticks Campaign. www.cdc.gov/niosh/stopsticks.

securAcath.

For the Life of the Line™

SecurAcath® provides improved catheter securement for the life of the line

- Prevents therapy interruption
- May improve vessel health and preservation
- Lowers total cost of patient care



SecurAcath is the only Subcutaneous Engineered Stabilization Device (ESD) that Meets the 2016 Infusion Therapy Standards of Practice*

• The new Standards state:

▲ Subcutaneous ESDs have been successful in stabilizing PICCs and CVADs

▲ Patient outcomes and patient and inserter satisfaction have been favorable

• The Standards also include a new caution to be aware of the risk of medical adhesive-related skin injury (MARS) associated with the use of adhesive-based ESDs

▲ SecurAcath eliminates MARS complications of adhesive-based ESDs

Dramatically Reduced Catheter Dislodgement

• SecurAcath clinical data publications show very low catheter dislodgement rates of 0–1.5%¹⁻⁶

• Adhesive securement devices have published dislodgement rates of 14–20%⁷⁻⁸


• Many accidental dislodgements occur during dressing changes when catheter is not secured

• Decreased catheter replacement costs

▲ PICC replacement cost is approximately \$500 at bedside, \$1000 in IR⁹, \$1200 in pediatrics



FOLD



INSERT



SNAP

Decreased Catheter Movement

- Catheter movement at the insertion site can introduce bacteria beneath the skin¹⁰
- Improved stability may promote healing at insertion site, which acts as a natural barrier to infection
- May reduce phlebitis, thrombosis and infection

Improved Efficiency

- One SecurAcath secures for the life of the line
- Catheter remains secure during dressing changes
- Saves time during routine dressing changes
 - ▲ Dressing change can be done 3–5 minutes faster
- Allows easy catheter repositioning if catheter tip must be pulled back

360-Degree Site Cleaning While Secured

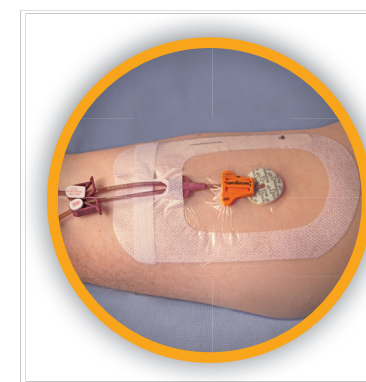
- Excellent cleaning access around the entire insertion site
- Catheter remains stable and secure during cleaning
- Improved stability and cleaning may help reduce infections

No Needle Sticks

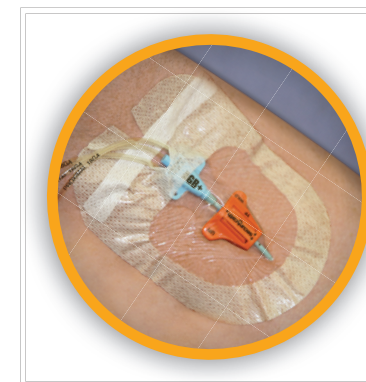
- Eliminates costly suture needlestick risk
- Average cost of needlestick injury is \$825¹¹⁻¹⁴
- There are over 92,000 suture needlestick injuries to healthcare workers in the U.S. each year¹⁵



360° SITE CLEANING



PICC LINE



CENTRAL LINE

SecurAcath® – For the Life of the Line

Find out more at www.securacath.com